

Phone: 866.592.0488 • Fax: 209.834.8832
Tracy, CA 95304
1851 East Paradise Road, Suite A



High Hand Universal Arm Sling

Instructions For Use

Please read these instructions completely and carefully before applying this product. Correct application is important for proper function of this brace.



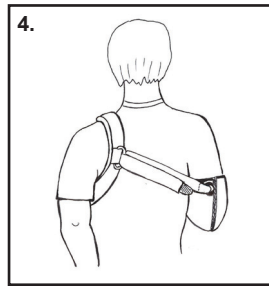
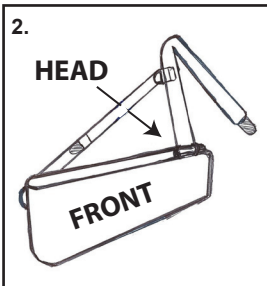
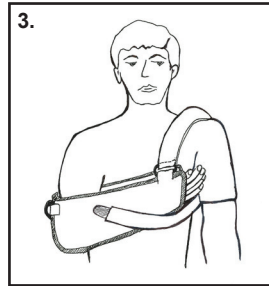
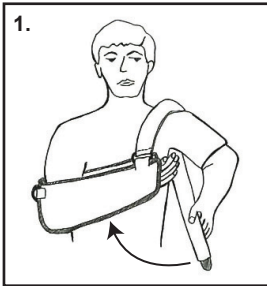
High Hand Universal Arm Sling

Instructions For Use

Please read these instructions completely and carefully before applying this product. Correct application is important for proper function of this brace.

Indications: Post-injury/surgery of the hand and/or wrist requiring elevation.

Application Instructions:



1. With the arm in the sling pocket, raise the sling to allow your head to enter between the elbow D-Ring and the over the shoulder strap that is secured to the gray hook D-Ring (images 1 & 2).
2. Secure the over the shoulder strap to the front of the sling pocket so that it raises the hand high on the chest. Trim to length if necessary (image 3).
3. Adjust the back strap to proper tension-trim as necessary (image 4).

Use and Care:

Hand wash the liner with mild soap and water and lay out to dry. Do NOT machine dry.

Notes:

For single patient use only.

Warning:

This product is to be used under the supervision of a medical professional. If you experience any pain, swelling, sensation changes, or any unusual reactions while using this product, consult your medical professional immediately.

Warranty:

Top Shelf Orthopedics guarantees this product to be free of defects in material and construction for a period of six months from the date of purchase.

Caution:

Federal Law (U.S.A.) restricts this device for sale by or on the order of a licensed healthcare professional.