

Wrist/Thumb Lace-Up Supports

Instructions For Use

Please read these instructions completely and carefully before applying this product. Correct application is important for proper function of this brace.



Wrist/Thumb Lace-Up Supports

Instructions For Use

Please read these instructions completely and carefully before applying this product. Correct application is important for proper function of this brace.



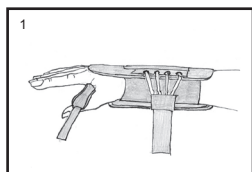
Wrist / Thumb Lace-Up Supports

Please read these instructions completely and carefully before applying this product. Correct application is important for proper function of the brace.

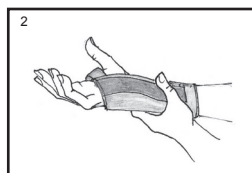
Wrist Support Indications: Carpal Tunnel Syndrome, wrist sprains and strains, post-fracture casting and post-surgical immobilization.

Wrist with Thumb Indications: De Quervain's Syndrome, thumb sprains and strains, post-fracture casting and post-surgical immobilization.

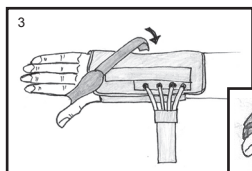
Application Instructions:



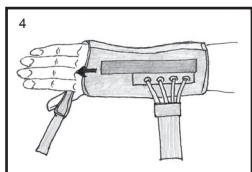
1. Loosen hook and loop straps and slide hand into brace.



2. Make sure the palmar stay is below the palmar crease and in line with the arm. If applicable, align the dorsal stay with the middle knuckle, so that it does not extend past the knuckle.



3. Secure the strap between the thumb and index finger onto the brace. If the brace is a thumb support, wrap the strap around the thumb and secure to the brace.



4. Wrap the lacing straps to tighten the brace then secure. The brace should be snug and comfortable.

Use and Care: Hand wash in cold water using mild soap. Rinse thoroughly, dry with a towel then air dry only. If not rinsed thoroughly, soap residue may cause skin irritation and material breakdown.

Warning: This product is to be used under the supervision of a medical professional. This device is not intended for unsupervised public use. If you experience any pain, swelling, sensation changes, or any unusual reactions while using this product consult your medical professional immediately.

Notice: This product does not contain latex.

Warranty: Top Shelf Orthopedics guarantees this product to be free of defects in material and construction for a period of 6 months from the date of purchase.

Caution: For single patient use only.

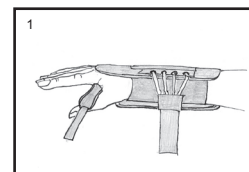
Wrist / Thumb Lace-Up Supports

Please read these instructions completely and carefully before applying this product. Correct application is important for proper function of the brace.

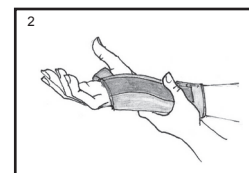
Wrist Support Indications: Carpal Tunnel Syndrome, wrist sprains and strains, post-fracture casting and post-surgical immobilization.

Wrist with Thumb Indications: De Quervain's Syndrome, thumb sprains and strains, post-fracture casting and post-surgical immobilization.

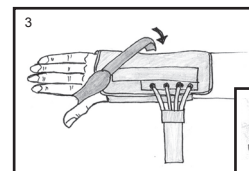
Application Instructions:



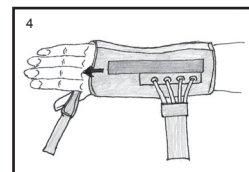
1. Loosen hook and loop straps and slide hand into brace.



2. Make sure the palmar stay is below the palmar crease and in line with the arm. If applicable, align the dorsal stay with the middle knuckle, so that it does not extend past the knuckle.



3. Secure the strap between the thumb and index finger onto the brace. If the brace is a thumb support, wrap the strap around the thumb and secure to the brace.



4. Wrap the lacing straps to tighten the brace then secure. The brace should be snug and comfortable.

Use and Care: Hand wash in cold water using mild soap. Rinse thoroughly, dry with a towel then air dry only. If not rinsed thoroughly, soap residue may cause skin irritation and material breakdown.

Warning: This product is to be used under the supervision of a medical professional. This device is not intended for unsupervised public use. If you experience any pain, swelling, sensation changes, or any unusual reactions while using this product consult your medical professional immediately.

Notice: This product does not contain latex.

Warranty: Top Shelf Orthopedics guarantees this product to be free of defects in material and construction for a period of 6 months from the date of purchase.

Caution: For single patient use only.