

1851 East Paradise Road, Suite A
Tracy, CA 95304
Phone: 866.592.0488 • Fax: 209.834.8832
topshelforthopedics.com



Toe Repair Kit

Instructions For Use

Please read these instructions completely and carefully before applying this product. Correct application is important for proper function.

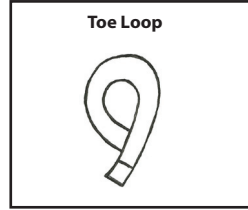
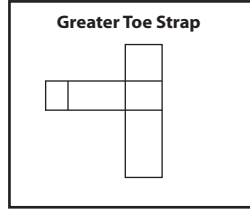
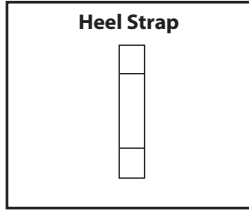
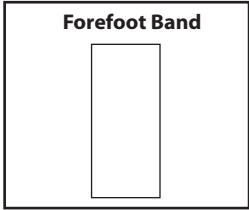


Toe Repair Kit

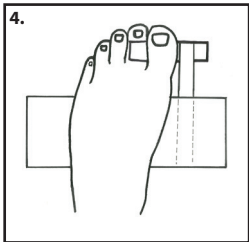
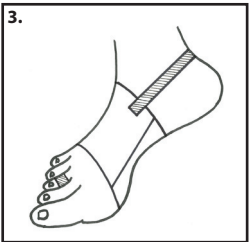
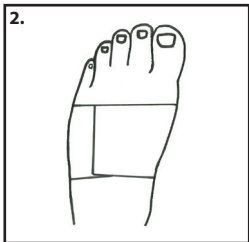
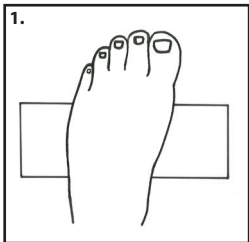
Instructions For Use

Please read these instructions completely and carefully before applying this product.
Correct application is important for proper function.

Indications: Hallux valgus, hammer toes, bunion repair, metatarsalgia, forefoot surgery, bunionette repair, & plantar plate repair.



Greater Toe Alignment

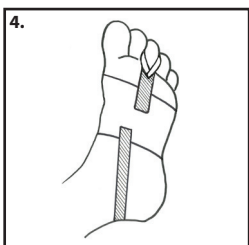
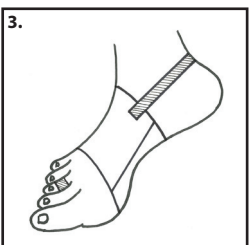
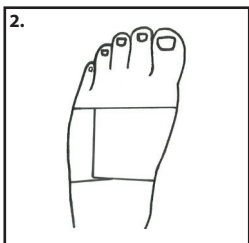
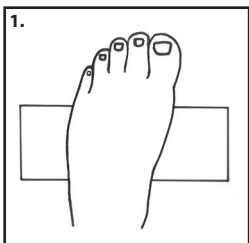


Application Instructions:

Greater Toe Alignment

1. Position the foot over the forefoot band.
2. Secure the band on the top of the foot over the 4th metatarsal.
3. Apply the heel strap to anchor the forefoot band from migrating.
4. Position the large toe strap as shown and secure it to forefoot band on the inner side of the foot.
5. Tension the greater toe strap by drawing it towards the heel to the desired position to correct and protect the great toe repair. Trim excess hook material on the greater toe strap if it extends beyond the forefoot band.

Lesser Toe Alignment



Lesser Toe Alignment

1. Position the foot over the forefoot band.
2. Secure the band on the top of the foot over the 4th metatarsal.
3. Apply the heel strap to anchor the forefoot band from migrating.
4. Apply the toe loops over the toes and attached the Velcro to the undersurface of the forefoot band to pull the toes downward. Several are provided to anchor as many toes as necessary. Apply the necessary tension to position the toes as needed.

Use and Care:

Hand wash with mild soap and water and lay out to dry. Do NOT machine dry.

Notes:

For single patient use only.

Warning:

This product is to be used under the supervision of a medical professional. If you experience any pain, swelling, sensation changes, or any unusual reactions while using this product, consult your medical professional immediately.

Warranty:

Top Shelf Orthopedics guarantees this product to be free of defects in material and construction for a period of six months from the date of purchase.

Caution:

Federal Law (U.S.A.) restricts this device for sale by or on the order of a licensed healthcare professional.